


























TFY4115 Fysikk høst 2014										
Respondents:	126 displayed, 126 total			Status:	Open					
Launched Date:	21.11.2014			Closed Date:	20.12.2014					
1. Mitt utbytte av										
	Svært dårlig (1 Points)	Dårlig (2 Points)	Middels (3 Points)	Bra (4 Points)	Svært bra (5 Points)	Ikke relevant (6 Points)	Response Total	Points	Avg	
forelesningene:	0% (0)(0pts)	8% (8)(16pts)	16% (16) (48pts)	30% (30) (120pts)	41% (41) (205pts)	5% (5) (30pts)	100	419	4.19	
regneøvingene:	0% (0)(0pts)	4% (4)(8pts)	18% (18) (54pts)	38% (38) (152pts)	40% (40) (200pts)	0% (0) (0pts)	100	414	4.14	
laboratorieøvingene:	22% (22) (22pts)	35% (35) (70pts)	26% (26) (78pts)	11% (11) (44pts)	3% (3) (15pts)	3% (3) (18pts)	100	247	2.47	
IKT-baserte aktiviteter (numeriske beregninger, simuleringer etc):	10% (10) (10pts)	39% (39) (78pts)	27% (27) (81pts)	5% (5) (20pts)	2% (2) (10pts)	17% (17) (102pts)	100	301	3.01	
Total Respondents							100			
Total Responses							400			
Total Points Earned							1381			
Point Average							3.45			
Point Weighted Average							3.45			
(skipped this question)							26			
2. Faglig nivå:										
						Response Total	Response Percent	Points	Avg	
Altfor lavt. (1 Points)						1	1%	1	1	
Litt for lavt (2 Points)						7	7%	14	14	
Akkurat passe (3 Points)						64	64%	192	192	
Litt for høyt (4 Points)						24	24%	96	96	
Altfor høyt (5 Points)						4	4%	20	20	
Total Respondents							100	100%		
Total Responses							100			
Total Points Earned							323			
Point Average							3.23			
Point Weighted Average							3.23			
(skipped this question)							26			
3. Læremidler										
						Response Total	Response Percent	Points	Avg	
Svært dårlig (1 Points)						0	0%	0	0	
Dårlig (2 Points)						4	4%	8	8	
Middels (3 Points)						35	35%	105	105	
Bra (4 Points)						49	49%	196	196	
Svært bra (5 Points)						8	8%	40	40	
Ikke relevant (6 Points)						4	4%	24	24	
Total Respondents							100	100%		
Total Responses							100			
Total Points Earned							373			
Point Average							3.73			

		Response Total	Response Percent	Points	Avg
		Point Weighted Average		3.73	
		(skipped this question)		26	
4. Søke råd/hjelp					
		Response Total	Response Percent	Points	Avg
Svært vanskelig (1 Points)		0	0%	0	0
Vanskelig (2 Points)		9	9%	18	18
Verken vanskelig eller enkelt (3 Points)		11	11%	33	33
Enkelt (4 Points)		38	38%	152	152
Svært enkelt (5 Points)		9	9%	45	45
Ikke relevant (6 Points)		33	33%	198	198
		Total Respondents	100	100%	
		Total Responses	100		
		Total Points Earned	446		
		Point Average	4.46		
		Point Weighted Average	4.46		
		(skipped this question)	26		
5. Læringsmåloppfyllelse					
		Response Total	Response Percent	Points	Avg
I meget liten grad (1 Points)		2	2%	2	2
I liten grad (2 Points)		1	1%	2	2
I noen grad (3 Points)		16	16%	48	48
I stor grad (4 Points)		56	56%	224	224
I meget stor grad (5 Points)		19	19%	95	95
Ikke relevant (6 Points)		6	6%	36	36
		Total Respondents	100	100%	
		Total Responses	100		
		Total Points Earned	407		
		Point Average	4.07		
		Point Weighted Average	4.07		
		(skipped this question)	26		
6. Overlapp					
		Response Total	Response Percent	Points	Avg
Altfor mye (1 Points)		0	0%	0	0
Litt for mye (2 Points)		8	8%	16	16
Passelig (3 Points)		74	74%	222	222
Litt for lite (4 Points)		16	16%	64	64
Altfor lite (5 Points)		2	2%	10	10
		Total Respondents	100	100%	
		Total Responses	100		
		Total Points Earned	312		
		Point Average	3.12		
		Point Weighted Average	3.12		
		(skipped this question)	26		
7. Kommentarer					

Total Respondents	56
(skipped this question)	70