


Results Overview
[PRINT OVERVIEW](#) | [APPROVE RESPONSES](#) | [INDIVIDUAL RESPONSES](#) | [EXPORT DATA](#) | [EXPORT DATA \(NT\)](#)
Results Overview

This page shows the results overview, or the summary of all responses to this survey (filtered by any active report filters or page selections).

 [Page Help](#)
[Go to Survey List](#)[Go to Report Menu](#)

nitroPDF software

TFY4115 Fysikk | høst 2015

Respondents: 140 displayed, 140 total **Status:** Open
Launched Date: N/A **Closed Date:** 16.12.2015
Display: 0 filters

Active Report Filters: None Active.

Note: "skipped this question" can mean that the question was skipped, or that the user closed the browser without saving the page.

 Disabled

1. Mitt utbytte av

	Svært dårlig (1 Points)	Dårlig (2 Points)	Middels (3 Points)	Bra (4 Points)	Svært bra (5 Points)	Ikke relevant (6 Points)	Response Total	Points	Avg
<input type="button" value="view"/> forelesningene:	1.71% (2) (2pts)	4.27% (5) (10pts)	11.11% (13) (39pts)	29.91% (35) (140pts)	48.72% (57) (285pts)	4.27% (5) (30pts)	117	506	4.32
<input type="button" value="view"/> regneøvingene:	0.85% (1) (1pts)	1.71% (2) (4pts)	12.82% (15) (45pts)	48.72% (57) (228pts)	34.19% (40) (200pts)	1.71% (2) (12pts)	117	490	4.19
<input type="button" value="view"/> laboratorieøvingene:	13.68% (16) (16pts)	17.95% (21) (42pts)	43.59% (51) (153pts)	20.51% (24) (96pts)	2.56% (3) (15pts)	1.71% (2) (12pts)	117	334	2.85
<input type="button" value="view"/> IKT-baserte aktiviteter (numeriske beregninger, simuleringer etc):	7.69% (9) (9pts)	24.79% (29) (58pts)	28.21% (33) (99pts)	13.68% (16) (64pts)	2.56% (3) (15pts)	23.08% (27) (162pts)	117	407	3.48
Total Respondents (For this Question)							117		
Total Responses							468		
Total Points Earned							1737		
Point Average (total points all rows/responses for all rows)							3.71		
Point Weighted Average (total points all rows/responses for all rows (skipped this question))							3.71		
							23		

[View conditional responses \(if applicable\)](#)

2. Faglig nivå:

	Response Total	Response Percent	Points	Avg
No responses were entered for this question.				
Altfor lavt. (1 Points)	0	0%	0	0
Litt for lavt (2 Points)	8	7%	16	16
Akkurat passe (3 Points)	75	64%	225	225
Litt for høyt (4 Points)	34	29%	136	136
Altfor høyt (5 Points)	0	0%	0	0
Total Respondents (For this Question)		117	100%	
Total Responses		117		
Total Points Earned		377		
Point Average (TotalPoints/UniqueRespondentCount-SkippedTotal)		3.22		
Point Weighted Average (TotalPoints/ResponseCount)		3.22		
		23		

[View conditional responses \(if applicable\)](#)

3. Læremidler

	Response Total	Response Percent	Points	Avg
No responses were entered for this question.				
Svært dårlig (1 Points)	0	0%	0	0
Dårlig (2 Points)	5	4%	10	10
Middels (3 Points)	26	22%	78	78
Bra (4 Points)	60	51%	240	240
Svært bra (5 Points)	21	18%	105	105
Ikke relevant (6 Points)	5	4%	30	30
Total Respondents (For this Question)		117	100%	
Total Responses		117		
Total Points Earned		463		
Point Average (TotalPoints/UniqueRespondentCount-SkippedTotal)		3.96		
Point Weighted Average (TotalPoints/ResponseCount)		3.96		
		23		

[View conditional responses \(if applicable\)](#)




4. Søke råd/hjelp

	Response Total	Response Percent	Points	Avg
No responses were entered for this question.				
Svært vanskelig (1 Points)	1	1%	1	1
Vanskelig (2 Points)	5	4%	10	10
Verken vanskelig eller enkelt (3 Points)	20	17%	60	60
Enkelt (4 Points)	53	45%	212	212
Svært enkelt (5 Points)	14	12%	70	70
Ikke relevant (6 Points)	24	21%	144	144
Total Respondents (For this Question)		117	100%	
Total Responses		117		
Total Points Earned		497		
Point Average (TotalPoints/UniqueRespondentCount-SkippedTotal)		4.25		
Point Weighted Average (TotalPoints/ResponseCount)		4.25		
		23		





[View conditional responses \(if applicable\)](#)

5. Læringsmåloppfyllelse

	Response Total	Response Percent	Points	Avg
No responses were entered for this question.				
I meget liten grad (1 Points)	0	0%	0	0
I liten grad (2 Points)	1	1%	2	2
I noen grad (3 Points)	13	11%	39	39

I stor grad (4 Points)		57	49%	228	228
I meget stor grad (5 Points)		39	33%	195	195
Ikke relevant (6 Points)		7	6%	42	42
Total Respondents (For this Question)		117	100%		
Total Responses		117			
Total Points Earned		506			
Point Average (TotalPoints/UniqueRespondentCount-SkippedTotal)		4.32			
Point Weighted Average (TotalPoints/ResponseCount)		4.32			
(skipped this question)		23			
View conditional responses (if applicable) view					

6. Overlapp

		Response Total	Response Percent	Points	Avg
No responses were entered for this question.					
Altfor mye (1 Points)		0	0%	0	0
Litt for mye (2 Points)		3	3%	6	6
Passelig (3 Points)		97	83%	291	291
Litt for lite (4 Points)		16	14%	64	64
Altfor lite (5 Points)		1	1%	5	5
Total Respondents (For this Question)		117	100%		
Total Responses		117			
Total Points Earned		366			
Point Average (TotalPoints/UniqueRespondentCount-SkippedTotal)		3.13			
Point Weighted Average (TotalPoints/ResponseCount)		3.13			
(skipped this question)		23			
View conditional responses (if applicable) view					

7. Kommentarer

View responses to this question view	
Total Respondents (For this Question)	49
(skipped this question)	91