















TFY4115 Fysikk										
Respondents:	112 displayed, 112 total				Status:	Open				
Launched Date:	N/A				Closed Date:	28.12.2016				
1. Mitt utbytte av										
	Svært dårlig (1 Points)	Dårlig (2 Points)	Middels (3 Points)	Bra (4 Points)	Svært bra (5 Points)	Ikke relevant (6 Points)	Response Total	Points	Avg	
forelesningene:	4.3% (4) (4pts)	9.68% (9) (18pts)	20.43% (19) (57pts)	35.48% (33) (132pts)	27.96% (26) (130pts)	2.15% (2) (12pts)	93	353	3.8	
regneøvingene:	0% (0)(0pts)	5.38% (5) (10pts)	13.98% (13) (39pts)	47.31% (44) (176pts)	31.18% (29) (145pts)	2.15% (2) (12pts)	93	382	4.11	
laboratorieøvingene:	6.45% (6) (6pts)	29.03% (27) (54pts)	38.71% (36) (108pts)	19.35% (18) (72pts)	2.15% (2) (10pts)	4.3% (4) (24pts)	93	274	2.95	
IKT-baserte aktiviteter (numeriske beregninger, simuleringer etc):	9.68% (9) (9pts)	32.26% (30) (60pts)	33.33% (31) (93pts)	8.6% (8) (32pts)	1.08% (1) (5pts)	15.05% (14) (84pts)	93	283	3.04	
Total Respondents							93			
Total Responses							372			
Total Points Earned							1292			
Point Average							3.47			
Point Weighted Average							3.47			
(skipped this question)							19			
2. Faglig nivå:										
						Response Total	Response Percent	Points	Avg	
Altfor lavt. (1 Points)						0	0%	0	0	
Litt for lavt (2 Points)						4	4%	8	8	
Akkurat passe (3 Points)						65	70%	195	195	
Litt for høyt (4 Points)						23	25%	92	92	
Altfor høyt (5 Points)						1	1%	5	5	
Total Respondents							93	100%		
Total Responses							93			
Total Points Earned							300			
Point Average							3.23			
Point Weighted Average							3.23			
(skipped this question)							19			
3. Læremidler										
						Response Total	Response Percent	Points	Avg	
Svært dårlig (1 Points)						1	1%	1	1	
Dårlig (2 Points)						3	3%	6	6	
Middels (3 Points)						21	23%	63	63	
Bra (4 Points)						47	51%	188	188	
Svært bra (5 Points)						19	20%	95	95	
Ikke relevant (6 Points)						2	2%	12	12	
Total Respondents							93	100%		
Total Responses							93			
Total Points Earned							365			
Point Average							3.92			
Point Weighted Average							3.92			

		Response Total	Response Percent	Points	Avg
		(skipped this question)	19		
4. Søke råd/hjelp					
		Response Total	Response Percent	Points	Avg
Svært vanskelig (1 Points)		0	0%	0	0
Vanskelig (2 Points)		4	4%	8	8
Verken vanskelig eller enkelt (3 Points)		13	14%	39	39
Enkelt (4 Points)		32	34%	128	128
Svært enkelt (5 Points)		9	10%	45	45
Ikke relevant (6 Points)		35	38%	210	210
Total Respondents		93	100%		
Total Responses			93		
Total Points Earned			430		
Point Average			4.62		
Point Weighted Average			4.62		
		(skipped this question)	19		
5. Læringsmåloppfyllelse					
		Response Total	Response Percent	Points	Avg
I meget liten grad (1 Points)		0	0%	0	0
I liten grad (2 Points)		1	1%	2	2
I noen grad (3 Points)		17	18%	51	51
I stor grad (4 Points)		53	57%	212	212
I meget stor grad (5 Points)		19	20%	95	95
Ikke relevant (6 Points)		3	3%	18	18
Total Respondents		93	100%		
Total Responses			93		
Total Points Earned			378		
Point Average			4.06		
Point Weighted Average			4.06		
		(skipped this question)	19		
6. Overlapp					
		Response Total	Response Percent	Points	Avg
Altfor mye (1 Points)		0	0%	0	0
Litt for mye (2 Points)		6	6%	12	12
Passelig (3 Points)		70	75%	210	210
Litt for lite (4 Points)		13	14%	52	52
Altfor lite (5 Points)		4	4%	20	20
Total Respondents		93	100%		
Total Responses			93		
Total Points Earned			294		
Point Average			3.16		
Point Weighted Average			3.16		
		(skipped this question)	19		
7. Kommentarer					
		Total Respondents		43	
		(skipped this question)		69	